

# Unit 1

## Chapter 1


# Let us revise



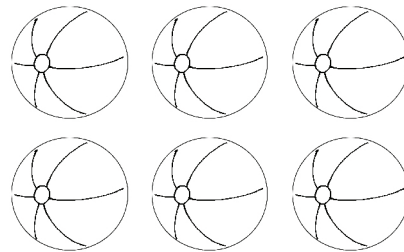
### explanation

#### Let us count

Raja, the magician, is showing you some magic. Count the number of things coming out of his magic hat and colour them.




Flowers




Balls




Mice



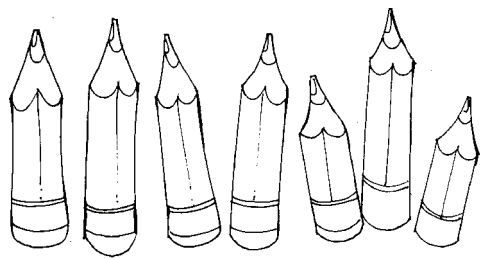
Squirrels




Rabbits




Crows



Pencils



Bus



Pigeons

Now, write numbers from 1 to 9:

A row of ten dashed blue square boxes for writing numbers.



Identify the numbers 1 to 9 in the picture and circle them.






## explanation

Let us learn about 'Zero'.





How many parrots are there in the cage?



Parrots

Now, all the 4 parrots fly away and there is nothing in the cage.



Parrot

Nothing means 'zero'.  
It is a very important number.




## activity

At the football game, Team A made 2 goals. Team B did not make any goal. So, what was the score? Write in the box.

Team A	Team B

Alone I am nothing.





## explanation

What are digits?

0, 1, 2, 3, 4, 5, 6, 7, 8 and 9 are called digits.

All the numbers around us are made of these digits.

How many fishes?

Draw a fish in the fish tank.

Colour it red.



How many fishes now?


10 is written by placing digit 1 and digit 0 together. So, it is a 2-digit number.



## activity

Observe the boy carefully, he is made up of the ten different digits. Colour the boy by using a different colour for each digit.

1 2 3 6





## explanation

### Numbers in words

Read the following lines:

1, 2, buckle my shoe

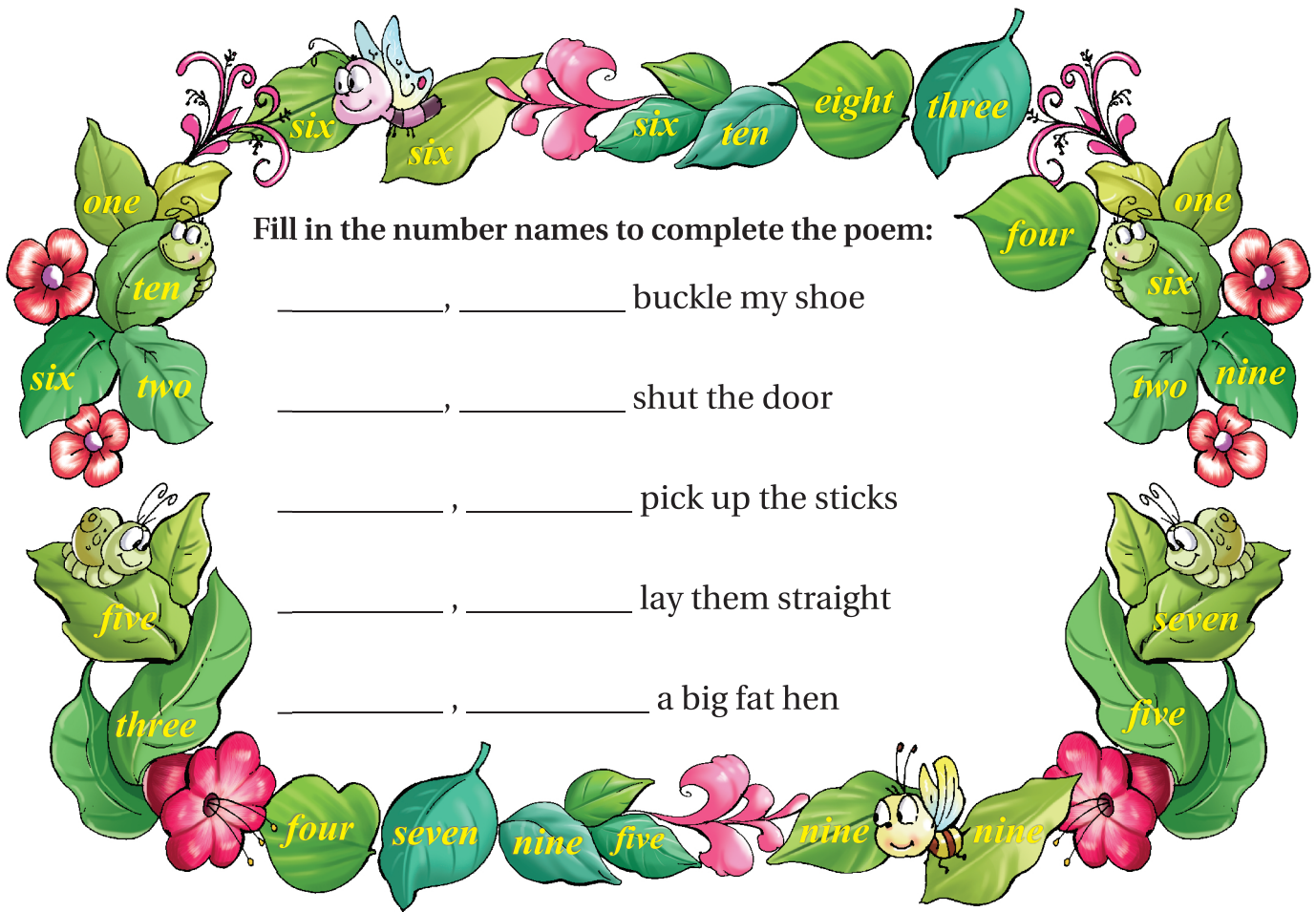

3, 4, shut the door

5, 6, pick up the sticks

7, 8, lay them straight

9, 10, a big fat hen

0, 1, 2, 3... are the numbers  
and one, two, three, .... are  
the number names.



## project report



Find out the symbols used for writing the numbers from 1 to 10 in Hindi.